
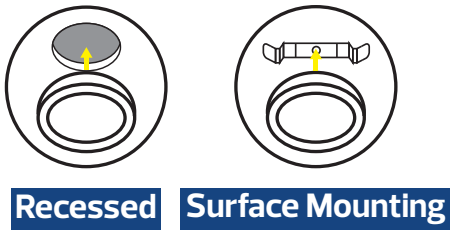


LED SENSOR DOWNLIGHT

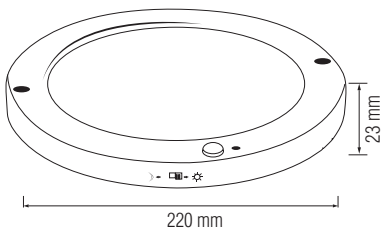
Product&Family Code:

016 060 0018

MARTHA-18



Technical Drawing



Technical Data	
Voltage (V)	100-265V
Product Wattage (W)	18
Equivalence with incandescent lamp	144
Colour Render Index (Ra)	>80
Colour Temperature (K)	6400K
Materials	PC
Protection Class	II
Dimmable	No
EEI	A to A++
Warm-up time up to 60 % of the full light output	Instant Full Light
Luminous Flux (lm)	1500
Luminous Efficacy (lm/W)	83
Rated Life (hrs) Ⓢ	25.000
IP Rating	20
Power Factor	>0.5
Beam Angle	120°
Starting Time	<0.2s
Number of ON-OFF cycling	x12.500

Applications

Building Entrance, corridors etc.



Features

- High Lumen and CRI, Good quality & Constant Current driver.
- High heat dissipation, low carbon and environmental protection.
- Innovative design of assembly structure.
- Extremely Long Life.

