

# LED FILAMENT RUSTIC LAMP

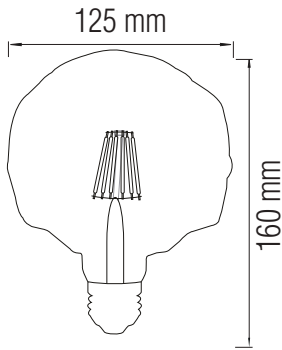
Product&Family Code:

001 036 0006

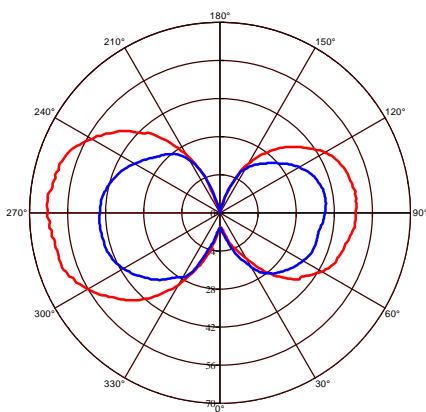
RUSTIC CRYSTAL - 6



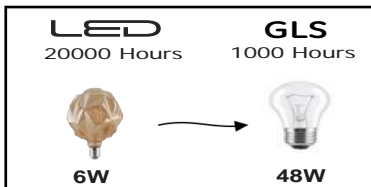
Technical Drawing



Photometric Diagram



↳ C0 Plane beam angle(50%) 281.1(DEG) C90 Plane beam angle(50%):292.2(DEG)



## Technical Data

Voltage (V)	220-240V
Product Wattage (W)	6
Equivalence with incandescent lamp (W)	48
Colour Render Index (Ra)	>Ra80
Colour Temperature (K)	2200K
Materials	Glass
Protection Class	-
Dimmable	No
EEI	A <sup>+</sup>
Warm-up time up to 60 %of the full light output	Instant Full Light
Luminous Flux (lm)	540
Luminous Efficacy (lm/W)	90
Rated Life (hrs) ⌚	20,000
IP Rating	-
Power Factor	>0.5
Beam Angle ☆	300 °
Starting Time	>0.5s
Number of ON-OFF cycling	x10,000

## Applications

- Chandeliers, Home, Shop, Indoor etc.



## Features

- Very low energy consumption
- High Lumen and CRI, good quality
- High heat dissipation, low carbon and environmental protection

